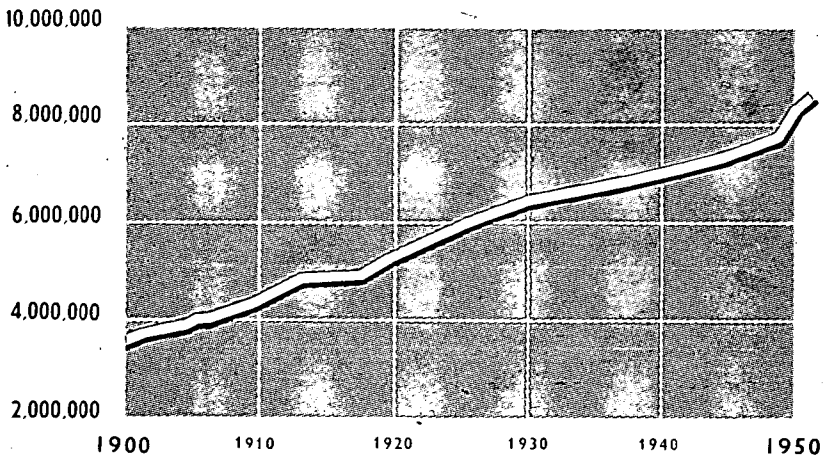
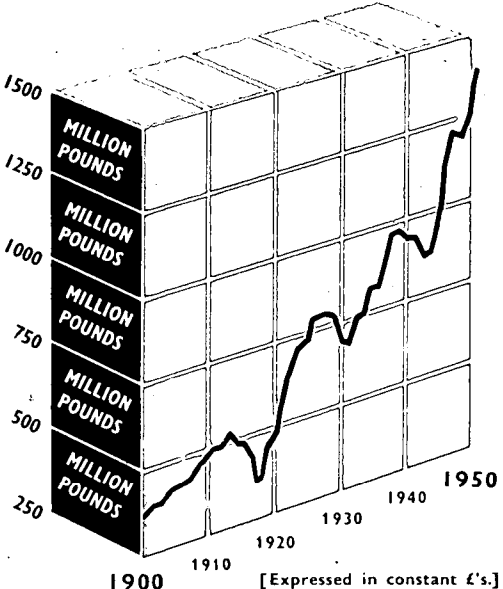


THE FIFTY YEARS — 1900-1950

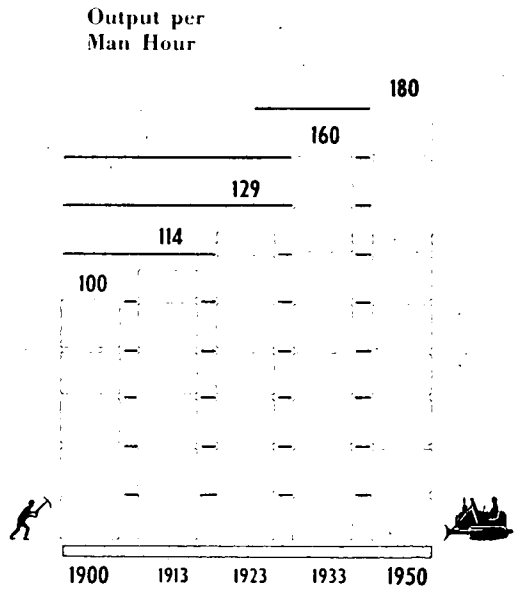
POPULATION MORE THAN DOUBLED



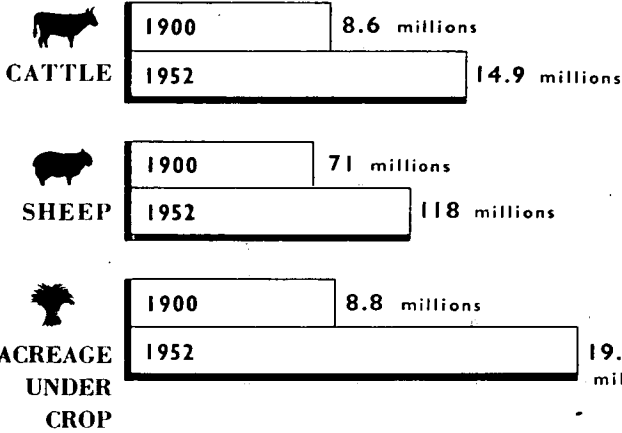
ECONOMIC GROWTH Real National Income




PROGRESS IN PRODUCTIVITY



GROWTH IN PRIMARY INDUSTRY




INDUSTRIALISATION Proportion of Work Force



MANUFACTURING EXPANSION

(Thousands of Employees)



GOVERNMENT IN THE ECONOMY

GOVERNMENT EMPLOYMENT



1900

ONE in every TEN occupied persons employed by Government.

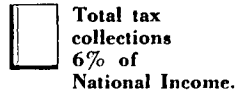


1953

TWO in every TEN occupied persons on the Government payroll.

HOW TAXES HAVE GROWN

1900



In 1900 all Taxes amounted £13 (in to-day's prices) per head of population. By 1951-52 they had grown £116/15/- per head.

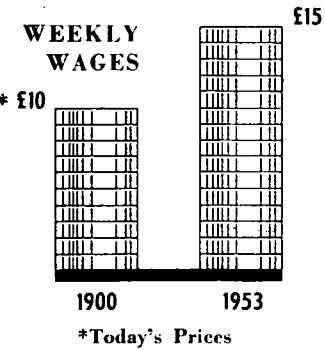
1951-52



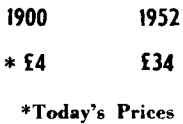
1900-1950

STANDARD OF LIVING

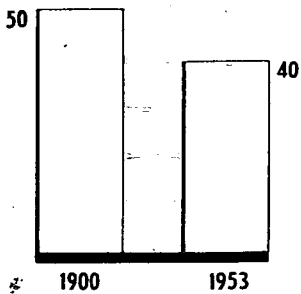
RISE IN REAL WAGES





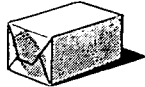






SOCIAL SERVICES Per head per year



HOURS OF WORK



CONSUMPTION PER HEAD

		1900	1950
	WHEAT FLOUR lbs. per head	238	197
	MEAT lbs. per head	297	229
	BUTTER lbs. per head	20	31
	POTATOES lbs. per head	198	92
	SUGAR lbs. per head	108	129
	TEA lbs. per head	8	8
	TOBACCO lbs. per head	3	5
	MILK pints per head	175	224
	BEER pints per head	96	158

THE SAVINGS OF THE PEOPLE

Savings Bank deposits, per head of population	1901	1953
	* £30	£106
Life Insurance, number of policies	3/4 million	6 1/2 million
	*Today's prices	

THE FIFTY YEARS ——— 1900-1950

HEALTH

Infant mortality rate (per 1000)


1900  97


1950  24

Expectation of Life

Males

1900  51 years

1930  63 years

1950  66 years

Females

1900  55 years

1930  67 years


1950  71 years


EDUCATION

	1900	1950
Number of University Students	2,000	30,000
Expenditure per head of population per annum State Schools	* £2-0-0	£4-14-0
Technical Colleges	* 2/-	14/-


* today's prices

HOUSING

1900  750,000 dwellings

1953  2,200,000 dwellings

Number of persons per dwelling

1901  5

1953  4

EVIDENCE OF PROGRESS

1900

1950

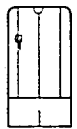

HOUSING



TRANSPORT



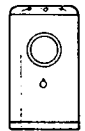
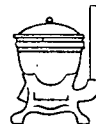
FOOD PRESERVATION



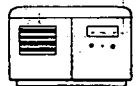
CLEANING



LAUNDRY



ENTERTAINMENT



LIGHTING

